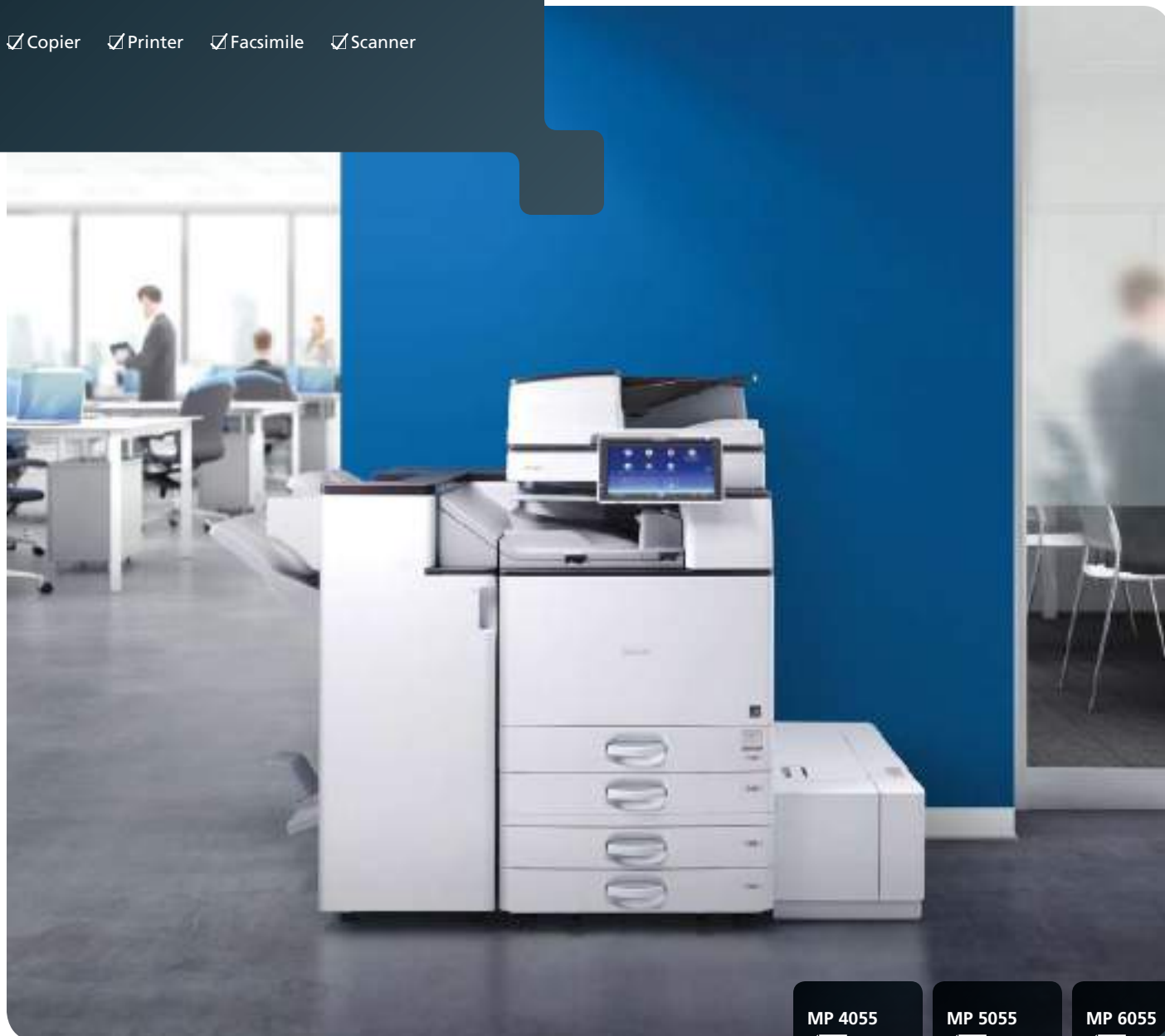


Multifunction B&W

RICOH MP 4055/MP 5055/ MP 6055

✓ Copier ✓ Printer ✓ Facsimile ✓ Scanner

RICOH
imagine. change.



MP 4055

40
ppm monochrome

MP 5055

50
ppm monochrome

MP 6055

60
ppm monochrome

Put productivity on display

You face difficult choices every day. Fortunately, they're a lot easier to make when you have the right information. Choose the RICOH® MP 4055/MP 5055/MP 6055 to print, copy, scan and fax important notes, brochures, invoices, contracts and other documents quickly and economically. With the advanced 10.1"-wide Super VGA Smart Operation Panel, you can pinch, swipe and scroll like you do on your smartphone or tablet to check and adjust settings, automate tasks and distribute information with speed and precision. Select from multiple finishing options to add a professional touch to documents while eliminating outsourced printing costs. Set shortcuts to expedite everyday jobs. Print and distribute files while on the move using your personal mobile device. Help keep your best ideas safe with user authentication and other security capabilities. Plus, the versatile all-in-one MFP is designed specifically to use less energy, which helps reduce costs.

- Print up to 60 black-and-white prints/copies per minute
- Use the Smart Operation Panel to copy, print, scan and fax quickly
- Create automated workflows and shortcuts to simplify everyday tasks
- Expedite sorting, stapling, folding and hole punching via a wide range of finishing options
- Share information from your smartphone or tablet using the MFP



Create an easier way to work

Simplify tasks with customization and automation

Deliver on good information

Your best ideas can come at any time. Shouldn't you be able to share them the same way? Print up to 60 black-and-white pages per minute (ppm) to get the word out quickly. Use the standard Single Pass Document Feeder (SPDF) to transform one- or two-sided originals into digital files and distribute them via Scan-to options, including Scan-to-Email, FTP, PDF, URL and more. Store up to 3,000 frequently used forms on the embedded Document Server to keep the latest versions readily accessible. Add optional Optical Character Recognition (OCR) scanning to create searchable PDF files, so you can easily do a simple keyword search. An optional fax module lets you choose either Internet Faxing or LAN faxing over IP via optional Super G3 faxing to send digital files directly to your email inbox and reduce paper, transmission delays and multiple trips to the MFP.



Carry a lighter workload

When you stop, work stops. Use the MP 4055/MP 5055/MP 6055 to add workplace freedom without compromising productivity. Simply download the RICOH Smart Device Connector app on your Android® or iOS® devices to share information and print without printer setup configurations or utilities. Connect your Android and iOS devices with the MFP via Bluetooth (BLE), or Android devices using the Near Field Communication (NFC) tag. Grab information directly from cloud storage applications, such as Google Drive™, Box™ or Dropbox™ and print it using the RICOH Smart Device Connector app. Plus, you can now print emails and attachments with the latest version (v3.0) of the app. Scan originals at the MFP and send them to your personal device or directly to cloud storage, so you can access or distribute them digitally at your convenience. Printing from AirPrint® is also available.



Discover more ways to impress

Your audience knows a good idea when they see it. Use the MP 4055/MP 5055/MP 6055 to ensure they get a clearer look. Whether you're in a PC, Mac or Linux, you can produce crisp images with smooth gradations and precise text at up to 1200 dpi resolution. Print brochures, direct mail, presentations and more on a wide range of media — including envelopes, 11" x 17" sizes and thicker stocks up to 300 g/m² — to keep any audience's attention. You can even create an easy-to-see poster from one of your current documents. Choose between the icon-driven drivers to easily make subtle image changes prior to printing. For customers that require more complex work flows, these new devices now include standard PostScript to help improve productivity. With the 1.46 GHz Intel® controller, you can perform any task quickly and handle multiple jobs simultaneously. Plus, you can add optional paper trays to expand paper capacity to 4,700 sheets and output job after job on various paper types and sizes.



Press ahead with customized convenience

Tap into critical information

Use the large intuitive Smart Operation Panel to find important information and toggle between jobs and tasks quickly and conveniently with a single pinch, swipe or scroll. Designed with RICOH Workstyle Innovation Technology, the touchscreen offers multiple all-digital user interfaces that display critical information in a grid-like layout via easily identifiable icons. You can customize the look and layout and choose what's on display. Simply tap on any icon to access data, change settings, perform tasks and more. You can also find information online with the embedded web browser. Print web pages, images and documents as PDFs at any time.



Create shortcuts to productivity

You know what you have to do. Now, you know how to do it faster. Customize your own automated workflows on the Smart Operation Panel and reduce repetitive manual steps that can impede the flow of information. Download easy-to-use workflow apps from the RICOH Application Site to add specific features or single-function capabilities to simplify how you perform everyday tasks. For example, you can download the Conference Concierge app for step-by-step instructions on how to create supporting materials in the right format for your next big event. Download the ID Card Scan & Copy app to scan two-sided originals onto one side of a sheet of paper. You can even download the How-to Videos app for quick, convenient tutorials to expedite troubleshooting and customization tasks.



Add software solutions to reduce your workload

There's always a way to get things done. More importantly, with the MP 4055/MP 5055/MP 6055, there's always an easier way. Add Ricoh and third-party solutions to simplify complex workflows and automate many of your repetitive everyday tasks. With RICOH GlobalScan™ NX, you can digitize hardcopy originals and distribute them anywhere almost instantly with minimal effort. Use RICOH Streamline NX® for document creation, storage, retrieval, distribution, card authentication and more. Add RICOH Device Manager NX Accounting and issue chargebacks for individuals and workgroups with incredible speed and accuracy.



Perform every task with everyday consistency

Be secure with your message

Reduce risks with a wide range of security controls. Track users and their activity with User Authentication. Have every person enter a passcode or swipe an ID card by the optional NFC or HID card readers to access the device. Set print quotas for individuals or workgroups to minimize unnecessary printing. With Locked Print, jobs are held until the authorized user releases them, so sensitive information isn't left unattended for passersby. The hard disk drive includes powerful encryption protection, so you can share files with confidence, and a DataOverwriteSecurity System (DOSS) overwrites latent images on the hard drive.



Help reduce environmental impact

The MP 4055/MP 5055/MP 6055 is easy on your workload — and your budget. Take advantage of its many eco-friendly features. The MFP is ENERGY STAR® certified and meets EPEAT® Gold criteria*. We left some of the energy-saving options up to you. For example, you can schedule the MFP to power down when the office is empty and keep duplex printing as the default to reduce paper costs.

*EPEAT Gold rating is applicable only in the USA.



Perform administrative tasks with ease

Improve productivity throughout your fleet with multiple remote administrative tools. Add RICOH Device Manager NX to configure devices, add updates, monitor usage and more from a web browser. Install print drivers remotely with RICOH Device Software Manager. For meter reads and performance reports, use RICOH @Remote to collect data automatically. You'll know immediately when service is required via automated service alerts sent directly to your email inbox. Plus, our trained technicians are ready to help at any time.



To view detailed features of our multifunction products online go to www.ricoh-usa.com/products

Bring many enhancements to any environment



1 Full-Color 10.1"-Wide Super VGA Smart Operation Panel: With the same pinch-and-flick and swipe scrolling gestures you use on your smartphone and tablet, you can access information, check settings and perform tasks quickly and effortlessly.

2 Single Pass Document Feeder: Load up to 220 single-sided or double-sided color or black-and-white originals in the Single Pass Document Feeder (SPDF) for fast and easy scanning, copying and faxing.

3 Standard Paper Trays: Take advantage of two 550-Sheet Paper Trays and the 100-Sheet Bypass Tray to store up to 1,200 sheets of paper, including 11" x 17" stocks.

4 Additional Paper Storage (Optional): Expand capacity up to 4,700 sheets with a 2,000-Sheet Tandem Large Capacity Tray and 1,500-Sheet Side Large Capacity Tray. You can also choose a 1 x 550-Sheet Paper Tray or 2 x 550-Sheet Paper Tray to encourage on-demand printing.






5 Document Retrieval: Retrieve output easily — even in larger offices with multiple users — via the optional 125-Sheet 1-Bin Tray and the 250-Sheet Internal Shift-Sort Tray.

6 Document Finishing: Create your own production solution by choosing from multiple optional finishers. Choose a 500-Sheet Stapler Finisher to save floor space or opt for the external 3,000-Sheet Stapler Finisher to add a professional touch to larger jobs. Take your pick between 1,000-Sheet and 2,000-Sheet Booklet Finishers. Plus, you can opt for the 1,000-Sheet Hybrid Staple + Stapleless Finisher. Use it to toggle between stapled or stapleless finishing automatically depending on the number of pages you print. Stapleless finishing is ideal for schools, hospitals and public offices where recycling and safety are especially important.

Document Folding (not shown): Use the optional Internal Multi-Fold Unit to automate different types of paper folds, including tri-, Z- and half-folding, and produce more types of professional output in-house.

Be professional to the finish

Choose from a wide range of optional, easy-to-use finishers to enhance presentations, handouts, manuals and more to engage customers and coworkers. Each finisher helps automate tedious manual and repetitive tasks so you can move on to the next idea and the next opportunity quickly.

SR3130 Internal Stapler Finisher	SR3210 Hybrid Staple + Stapleless Finisher	SR3220 Booklet Finisher	SR3240 Booklet Finisher	SR3230 Stapler Finisher
				

Finisher	Paper	Hole-Punch	Saddle-Stitch	Stapleless	Supported Systems
SR3130 Internal Stapler Finisher	500 Sheets	Optional	N/A	N/A	MP 4055/MP 5055
SR3210 Hybrid Staple + Stapleless Finisher	1,000 Sheets	Optional	N/A	2 - 5 Sheets/Set	All
SR3220 Booklet Finisher	1,000 Sheets	Optional	Up to 15 Sheets	N/A	All
SR3240 Booklet Finisher	2,000 Sheets	Optional	Up to 20 Sheets	N/A	All
SR3230 Stapler Finisher	3,000 Sheets	Optional	N/A	N/A	All

Engine/Copier Specifications

Configuration	Desktop
Scanning Element	One-Dimensional Solid Scanning Through CCD
Printing Process	Twin Laser Beam Scanning & Electrophotographic Printing
Toner Type	Dry, dual component
Copy Resolution	600 x 600 dpi
Maximum Copy Quantity	Up to 999
First Page Out Time	4.0 seconds for MP 4055 2.9 seconds for MP 5055/MP 6055
Warm-Up Time	Less than 24 seconds
Recovery From Sleep Mode	MP 4055: 7.9 seconds MP 5055: 8.2 seconds MP 6055: 8.7 seconds
Memory (Standard/Maximum)	2 GB RAM + 320 GB HDD (Shared)
Original Type	Book/Sheet/Object
Maximum Original Size	Up to 11" x 17"
B&W Print Speed (Letter/A4)	MP 4055: 40 prints/minute MP 5055: 50 prints/minute MP 6055: 60 prints/minute
Power Source	120V/60Hz/12A
Max. Power Consumption	Less than 1.6kW
Typical Electricity Consumption (TEC)**	MP 4055: 1.6 kWh/week MP 5055: 2.1 kWh/week MP 6055: 2.6 kWh/week
Standard Paper Capacity	1,200 sheets (550 sheets x 2 trays and 100-Sheet Bypass Tray)
Maximum Paper Capacity	4,700 sheets (w/Tandem LCT + Side LCT)
Supported Paper Types	Plain, Recycled, Colored, Special, Letterhead, Preprinted, Pre-punched, Bond, Cardstock, Envelope, OHP*, Label*
Supported Paper Sizes	Tray 1 & 2: 5.5" x 8.5" - 11" x 17" (A6 - A3) Bypass Tray: 5.5" x 8.5" - 12" x 18" (A6 - A3)
Supported Paper Weights	Tray 1 & 2: 16 - 80 lb. Bond (60 - 300 g/m ²) Bypass: 14 - 80 lb. Bond (52 - 300 g/m ²) Duplex: 14 - 68 lb. Bond (52 - 256 g/m ²)
Standard Output Capacity	500 sheets
Maximum Output Capacity	3,625 sheets (Bridge Unit + 1 Bin + 3,000-Sheet Finisher)
Document Feeder Type	Standard Single Pass Document Feeder (SPDF)
Document Feeder Original Size	5.5" x 8.5" - 11" x 17" (A5 - A3)
Document Feeder Paper Weight	Simplex: 11 - 34 lb. Bond (40 - 128 g/m ²) Duplex: 14 - 34 lb. Bond (52 - 128 g/m ²)
Document Feeder Capacity	220 sheets
Preset Reduction & Enlargement Ratios	25%, 50%, 65%, 73%, 78%, 85%, 93%, 100%, 121%, 129%, 155%, 200%, 400%

Zoom Range Standard Features

25% to 400% in 1% increments Auto Paper Select, Auto Tray Switch, Auto Image Density, Auto Text & Photo Separation, Auto Start, Auto Off Timer, Booklet/Magazine Copy, Shift/ Erase/Margin Adjustment, Combine (Layout), Cover/Chapter/Slip Sheets Insertion, Image Rotation, Document Server (3,000 File Capacity) with Folder Management and Password Protection, Web Browser, Duplex, Electronic/Rotate Sorting, 8 Job Presets, 25 Job Programs, Negative/Positive, Sample Copy, Series Copy, Simplified Display, 1,000 User Codes, Stamps/Numbering, Interrupt Copy, Login/Logout Button, System Reset Timer, Import/Export of Preference Settings, Eco-Friendly Indicator, Centralized Address Book Management
Dimensions (WxDxH) (includes standard SPDF)
Weight

168.6 lbs. (76.5) kg
*Bypass Tray only
**Typical electricity consumption by ENERGY STAR program

Printer Specifications (Standard)

Processor Speed	Intel® Atom Processor BayTrail-I 1.46 GHz
Connection Type	Standard on Device: 10Base-T/100Base-TX/ 1000Base-T Ethernet, USB Host Type A I/F (2 ports on back of device) Standard on Operation Panel: USB Host (Type A:1Port/Support USB Flash Memory), USB Host (Type A:1Port/Support optional Keyboard etc), USB Host Type Mini B and SD Card Slot Optional: IEEE 1284/ECP, IEEE 802.11b/g/n Wireless LAN TCP/IP (IPv4, IPv6) Windows Vista/7/8/8.1/10, Server 2008/ 2008R2/2012/2012R2; Unix Filters for Sun Solaris 9/10, HP-UX 11.x/11i v2/11i v3, SCO OpenServer 5.0.7/6.0, Red Hat Linux Enterprise V4/V5/V6, IBM AIX 5L/V5.3/V6.1/V7.1, Mac OS X 10.7 or later, SAP R/3, IBM iSeries AS/400* using OS/400 Host Print Transform, Citrix Xen App 6.5 or later Web Image Monitor, Embedded @Remote, @Remote Office Appliance, @Remote Connector NX, @Remote Enterprise Pro, Device Manager NX Lite and Accounting, Device Manager NX Pro and Enterprise, Printer Driver Packager NX
Network Protocols Supported Operating Systems	
Device Management Utilities	

Printer Languages


Standard: PostScript emulation, PCL5e/PCL6 Optional: Adobe® PostScript®3™, XPS
Print Resolution Standard Features
Up to 1200 x 1200 dpi Sample/Locked/Hold/Scheduled/Store/ Store and Print, PDF Direct Print, Mail to Print, Classification Code, Bonjour Support, Windows Active Directory Support, DDNS Support, PCL Resident Font Adoption, Tray Parameter Change from Web Image Monitor, 1200 dpi Support, Universal Driver, XPS Support, WS Printer, Media Direct Print (Print from USB/SD), Banner Page Print, Auto Job Promotion, Poster Print, WPS Support, Send to Document Server, Layout (N-up), Watermark, Slip Sheet, Rotate, Do Not Print Blank Pages, Dithering, Toner Saving, Black Over Print, User ID/Code/ Authentication, Edge to Edge Print

Scanner Specifications (Standard)

Scan Speed (B&W & Full Color)	Simplex - 110 ipm/Duplex - 180 ipm (A4)
Scan Resolution	Full Color & B&W: Up to 600 dpi TWIN: Up to 1200 dpi
Scan Area/Platen Size	Up to 11" x 17"
Connection Type	Standard: 10Base-T/100Base-TX/ 1000Base-T Ethernet Optional: IEEE 802.11a/b/g/n Wireless LAN
Protocol	TCP/IP, SMB, SMTP, POP, LDAP, FTP, IMAP4
File Formats	Single and Multi-Page TIFF/PDF, High Compression PDF, PDF/A and Single-Page JPEG
Standard Features	Embedded Scan-to Email/Folder/SMB/ FTP/URL/PDF/A/Digitally Signed PDF, TWIN and Color Scanning, Auto Size Detection, Auto Density Selection, Image Rotation, SADF/Batch Mode, Mixed Size Mode, Reduce and Enlarge, Split Scan from Booklet Type Original, WS Scanner, LDAP Support, Preview Before Transmission, PDF Encryption, Drop Out Color Send, Distributed Scan Management

RICOH MP 4055/MP 5055/MP 6055

SYSTEM SPECIFICATIONS



Fax Specifications (Option)

Fax Option Type M29

Circuit	PSTN, PBX
Compatibility	ITU-T (CCITT) G3
Resolution	200 x 200/100 dpi; 400 x 400 dpi (optional)
Compression Method	MH, MR, MMR, JBIG
Scanning Speed (LEF)	Up to 68 spm (Letter/A4)
Modem Speed	33.6 Kbps with auto fallback
Transmission Speed	G3: 3 seconds per page (MMR Compression) G3: 2 seconds per page (JBIG Compression)
SAF Memory	4 MB standard/64 MB maximum (320 pages/4,800 pages)
Max Auto Dials	2,000
Group Dials	100 (max. 500 numbers per group)
Standard Features	One Hour Backup, LAN-Fax Capability, Internet Faxing (T.37), IP Faxing (T.38), Fax Forwarding to E-Mail/Folder, Paperless Fax (HDD), Detection of Misplaced Document, Double-check of Destination Address, Direct SMTP, LDAP Support, Universal Send (Simultaneous Fax and Scan), Fax Line Assignment, Fax Output Timer

Optional Features

Remote Fax, Simultaneous Operation of up to 3 lines (G3 x 3)

Security Features (Standard)

DataOverwriteSecurity System (DOSS), Windows/LDAP/Basic/User Code/802.1x Wired Authentication, Address Book/Authentication Password/SSL Communication/S/MIME/IPsec Communication/HDD/SMTP over SSL/TLS/Wireless LAN Encryption, Network Protocol On/Off, IP Filtering, Unauthorized Copy/Print Prevention, Quota Setting/Account Limit, Compulsory Security Stamp, HDD Encryption

Optional Hardware Accessories

Paper Handling & Cabinet Options

One-Tray Paper Bank (PB3150/PB3250)**

Tray Capacity	550 sheets x 1 tray
Paper Size	5.5" x 8.5" to 11" x 17" (A5 – A3)
Paper Weight	16 – 80 lb. Bond/166 lb. Index (60 – 300 g/m ²)
Dimensions (WxDxH)	23.1" x 27" x 4.7" (587 x 685 x 120 mm)

Requires installation of Caster Table Type M3

Two-Tray Paper Bank (PB3220)**

Tray Capacity	1,100 sheets (550 sheets x 2 trays)
Paper Size	5.5" x 8.5" to 11" x 17" (A5 – A3)
Paper Weight	16 – 80 lb. Bond/166 lb. Index (60 – 300 g/m ²)
Dimensions (WxDxH)	23.1" x 27" x 9.7" (587 x 685 x 247 mm)

Tandem Large Capacity Tray (PB3230/PB3260)*

Tray Capacity	2,000 sheets (1,000 sheets x 2)
Paper Size	8.5" x 11" (A4)
Paper Weight	14 – 80 lb. Bond/166 lb. Index (60 – 300 g/m ²)
Dimensions (WxDxH)	23.1" x 27" x 9.7" (587 x 685 x 247 mm)

Side Large Capacity Tray (RT3030)

Tray Capacity	1,500 sheets
Paper Size	8.5" x 11" (A4)
Paper Weight	16 – 80 lb. Bond/166 lb. Index (60 – 300 g/m ²)
Dimensions (WxDxH)	13.4" x 21.4" x 11.4" (340 x 545 x 290 mm)

Requires installation of Two-Tray Paper Bank (PB3220) or Tandem LCT (PB3230/PB3260)

Cabinet Type F

Dimensions (WxDxH)	23.1" x 26.7" x 10" (586 x 679 x 256 mm)
Weight	Less than 29.3 lbs. (13.25 kg)

Output Trays & Finisher Options

Internal Shift-Sort Tray (SH3070)*

Tray Capacity	250 sheets (8.5" x 11" or smaller) (A4 – A5) 125 sheets (8.5" x 14" or larger) (B4 – A3)
Paper Size	5.5" x 8.5" to 12" x 18" (A5 – A3)
Paper Weight	14 – 80 lb. Bond/166 lb. Index (52 – 300 g/m ²)

Cannot be installed with any Finisher

1 Bin Tray (BN3110)

Paper Size	5.5" x 8.5" to 11" x 17" (A5 – A3)
Paper Weight	14 – 80 lb. Bond/166 lb. Index (52 – 300 g/m ²)

Tray Capacity

125 Sheets

Internal Multi-Fold Unit (FD3000)

Folding Type	Z-Fold, Half-Fold, Outer Tri-Fold, Inner Tri-Fold
Paper Size	Z-Fold, Half-Fold: A3, B4, A4, DLT, LG, LT, 8k, 8.5" x 8.5" to 12" x 18" (A5 – A3)
(Only FD3000 Multi-Fold Unit)	Outer or Inner Tri-Fold: A3, A4, DLT, LG, LT, 8.5" x 13.4" (Oficio)

Paper Size
(When connected to SR3210, SR3220 or SR3230/SR3260 finisher)

Dimensions (WxDxH)

Weight

500-Sheet Internal Stapler Finisher (SR3130)**

Paper Size	5.5" x 8.5" to 12" x 18" (A6 – A3)
Paper Weight	14 – 80 lb. Bond/166 lb. Index (52 – 300 g/m ²)
Stack Capacity	500 sheets (8.5" x 11" or smaller) (A4) 250 sheets (8.5" x 14" or larger) (B4 – A3)
Staple Paper Size	7.25" x 10.5" to 11" x 17" (A4 – A3)
Staple Paper Weight	14 – 28 lb. Bond (52 – 105 g/m ²)
Staple Capacity	50 sheets (8.5" x 11") (A4) 30 sheets (8.5" x 14" or larger, and/or Mixed Sizes) (B4 – A3)

Staple Positions

Top, Bottom, 2 Staples

Dimensions (WxDxH)

2-/3-Hole Punch Unit (PU3040NA)

(Optional; Installs inside SR3130 Internal Finisher)

Punch Paper Sizes	7.25" x 10.5" to 11" x 17" (A4 – A3)
Punch Paper Weight	14 – 45 lb. Bond/93 lb. Index (52 – 169 g/m ²)

1,000-Sheet Hybrid Staple + Stapleless Finisher (SR3210)**

Paper Size	Proof Tray: 5.5" x 8.5" to 12" x 18" (A6 – A3) Shift Tray: 5.5" x 8.5" to 12" x 18" (A6 – A3)
Paper Weight	Proof Tray: 14 – 45 lb. Bond/93 lb. Index (52 – 169 g/m ²) Shift Tray: 14 – 80 lb. Bond/166 lb. Index (52 – 300 g/m ²)

Proof Tray: 250 sheets (8.5" x 11") (A4); 50 sheets (8.5" x 14" or larger) (A4 – B3)

Shift Tray: 1,000 sheets (8.5" x 11") (A4); 500 sheets (8.5" x 14" or larger) (A4 – B3)

2 – 5 sheets/set

50 sheets (8.5" x 11") (A4)

30 sheets (8.5" x 14" or larger) (B4)

8.5" x 11" to 11" x 17" (A4 – A3)

14 – 28 lb. Bond (52 – 105 g/m²)

Top, Bottom 2 Staples

Dimensions (WxDxH) 22.2" x 24.4" x 37.8" (563 x 620 x 960 mm)

1,000-Sheet Booklet Finisher (SR3220)**

Paper Size	Proof Tray: 5.5" x 8.5" to 12" x 18" (A6 – A3) Shift Tray: 5.5" x 8.5" to 12" x 18" (A6 – A3) Booklet Tray: 8.5" x 11" to 12" x 18" (A4 – A3)
Paper Weight	Proof Tray: 14 – 45 lb. Bond (52 – 169 g/m ²) Shift Tray: 14 – 80 lb. Bond/166 lb. Index (52 – 300 g/m ²) Booklet Tray: 14 – 28 lb. Bond (52 – 105 g/m ²)

Proof Tray: 250 sheets (8.5" x 11" or smaller) (A4); 50 sheets (8.5" x 14" or larger) (B4 – A3)

Shift Tray: 1,000 sheets (8.5" x 11" or smaller) (A4); 500 sheets (8.5" x 14" or larger) (B4 – A3)

Booklet Tray: 20 Sets (2 – 5 sheets), 10 Sets (6 – 10 sheets) & 7 Sets

(11 – 15 sheets)

Normal Staple: 50 sheets (8.5" x 11") (A4); 30 sheets (8.5" x 14" or larger) (B4 – A3)

Saddle Stitch: 15 sheets

Normal Staple: 8.5" x 11" to 12" x 18" (A4 – A3)

Saddle Stitch: 8.5" x 11" to 12" x 18" (A4 – A3)

14 – 28 lb. Bond (52 – 105 g/m²)

Top, Bottom, 2 Staples, Booklet

Dimensions (WxDxH) 22.2" x 24.4" x 37.8" (563 x 620 x 960 mm)

2-/3-Hole Punch Unit (PU 3050NA)

(Optional; Installs inside SR3210 or SR3220 Finisher)

Punch Paper Sizes	5.5" x 8.5" to 11" x 17" (A5 – A3)
Punch Paper Weight	14 – 68 lb. Bond/142 lb. Index (52 – 256 g/m ²)

5.5" x 8.5" to 11" x 17" (A5 – A3)

14 – 68 lb. Bond/142 lb. Index

(52 – 256 g/m²)

5.5" x 8.5" to 11" x 17" (A5 – A3)

14 – 68 lb. Bond/142 lb. Index

(52 – 256 g/m²)

5.5" x 8.5" to 11" x 17" (A5 – A3)

14 – 68 lb. Bond/142 lb. Index

(52 – 256 g/m²)

5.5" x 8.5" to 11" x 17" (A5 – A3)

14 – 68 lb. Bond/142 lb. Index

(52 – 256 g/m²)

5.5" x 8.5" to 11" x 17" (A5 – A3)

14 – 68 lb. Bond/142 lb. Index

(52 – 256 g/m²)

5.5" x 8.5" to 11" x 17" (A5 – A3)

14 – 68 lb. Bond/142 lb. Index

(52 – 256 g/m²)

5.5" x 8.5" to 11" x 17" (A5 – A3)

14 – 68 lb. Bond/142 lb. Index

(52 – 256 g/m²)

5.5" x 8.5" to 11" x 17" (A5 – A3)

14 – 68 lb. Bond/142 lb. Index

(52 – 256 g/m²)

5.5" x 8.5" to 11" x 17" (A5 – A3)

14 – 68 lb. Bond/142 lb. Index

(52 – 256 g/m²)

5.5" x 8.5" to 11" x 17" (A5 – A3)

14 – 68 lb. Bond/142 lb. Index

(52 – 256 g/m²)

2,000-Sheet Booklet Finisher (SR3240)**

Paper Size	Proof Tray: 5.5" x 8.5" to 12" x 18" (A6 – A3) Shift Tray: 5.5" x 8.5" to 12" x 18" (A6 – A3) Booklet Tray: 8.5" x 11" to 12" x 18" (A4 – A3)
Paper Weight	Proof Tray: 14 – 58 lb. Bond/122 lb. Index (52 – 220 g/m ²) Shift Tray: 14 – 80 lb. Bond/166 lb. Index (52 – 300 g/m ²) Booklet Tray: 17 – 28 lb. Bond (64 – 105 g/m ²)

Proof Tray: 250 sheets (8.5" x 11" or smaller) (A4); 50 sheets (8.5" x 14" or larger) (B4)

Shift Tray: 2,000 sheets (8.5" x 11" or smaller) (A4); 1,000 sheets (8.5" x 14" or larger) (B4)

Booklet Tray: 30 sets (2 – 5 sheets) or 15 sets (6 – 10 sheets) or 10 sets

(11 – 15 sheets) or 6 sets (16 – 20 sheets)

Normal Staple: 50 sheets (8.5" x 11" to 11" x 17" and Mixed Sizes) (A4 – A3)

Saddle Stitch: 20 sheets

Normal Staple: 8.5" x 11" to 11" x 17" (A4 – A3) Saddle Stitch: 8.5" x 11" to 12" x 18" (A4 – A3)

14 – 28 lb. Bond (52 – 105 g/m²)

Staple Paper Weight 14 – 28 lb. Bond (52 – 105 g/m²)

Staple Positions Top, Bottom, 2 Staples, Top Slant, Booklet

Dimensions (WxDxH) 25.9" x 24.1" x 37.8" (657 x 613 x 960 mm)

3,000-Sheet Stapler Finisher (SR3230)**

Paper Size	Proof Tray: 5.5" x 8.5" to 12" x 18" (A6 – A3) Shift Tray: 5.5" x 8.5" to 12" x 18" (A6 – A3)
Paper Weight	Proof Tray: 14 – 58 lb. Bond/122 lb. Index (52 – 220 g/m ²) Shift Tray: 14 – 80 lb. Bond/166 lb. Index (52 – 300 g/m ²)

Proof Tray: 250 sheets (8.5" x 11" or smaller) (A4); 50 sheets (8.5" x 14" or larger) (B4)

Shift Tray: 3,000 sheets (8.5" x 11") (A4); 1,500 sheets (8.5" x 14" or larger) (B4)

50 sheets (8.5" x 11" to 11" x 17") or Mixed Sizes (A4 – A3)

8.5" x 11" to 11" x 17" (A4 – A3)

14 – 28 lb. Bond (52 – 105 g/m²)

Staple Paper Weight 14 – 28 lb. Bond (52 – 105 g/m²)

Staple Positions Top, Bottom, 2 Staples, Top Slant

Dimensions (WxDxH) 25.9" x 24.1" x 37.8" (657 x 613 x 960 mm)

2-/3-Hole Punch Unit (PU3060NA)

(Optional; Installs inside SR3230 or SR3240 Finishers)

Punch Paper Sizes 5.5" x 8.5" to 11" x 17" (A5 – A3)

Punch Paper Weight 14 – 68 lb. Bond/142 lb. Index

(52 – 256 g/m²)

5.5" x 8.5" to 11" x 17" (A5 – A3)

14 – 68 lb. Bond/142 lb. Index

(52 – 256 g/m²)

5.5" x 8.5" to 11" x 17" (A5 – A3)

14 – 68 lb. Bond/142 lb. Index

(52 – 256 g/m²)

5.5" x 8.5" to 11" x 17" (A5 – A3)

14 – 68 lb. Bond/142 lb. Index

(52 – 256 g/m²)

5.5" x 8.5" to 11" x 17" (A5 – A3)

14 – 68 lb. Bond/142 lb. Index

(52 – 256 g/m²)

5.5" x 8.5" to 11" x 17" (A5 – A3)

14 – 68 lb. Bond/142 lb. Index

(52 – 256 g/m²)

5.5" x 8.5" to 11" x 17" (A5 – A3)

14 – 68 lb. Bond/142 lb. Index

(52 – 256 g/m²)

5.5" x 8.5" to 11" x 17" (A5 – A3)

14 – 68 lb. Bond/142 lb. Index

(52 – 256 g/m²)

5.5" x 8.5" to 11" x 17" (A5 – A3)

14 – 68 lb. Bond/142 lb. Index

(52 – 256 g/m²)

5.5" x 8.5" to 11" x 17" (A5 – A3)

14 – 68 lb. Bond/142 lb. Index

(52 – 256 g/m²)

5.5" x 8.5" to 11" x 17" (A5 – A3)

14 – 68 lb. Bond/142 lb. Index

(52 – 256 g/m²)

5.5" x 8.5" to 11" x 17" (A5 – A3)

14 – 68 lb. Bond/142 lb. Index

(52 – 256 g/m²)

5.5" x 8.5" to 11" x 17" (A5 – A3)

14 – 68 lb. Bond/142 lb. Index

(52 – 256 g/m²)

5.5" x 8.5" to 11" x 17" (A5 – A3)

14 – 68 lb. Bond/142 lb. Index

(52 – 256 g/m²)

5.5" x 8.5" to 11" x 17" (A5 – A3)

14 – 68 lb. Bond/142 lb. Index

(52 – 256 g/m²)

5.5" x 8.5" to 11" x 17" (A5 – A3)

14 – 68 lb. Bond/142 lb. Index

(52 – 256 g/m²)

5.5" x 8.5" to 11" x 17" (A5 – A3)

14 – 68 lb. Bond/142 lb. Index

(52 – 256 g/m²)

5.5" x 8.5" to 11" x 17" (A5 – A3)

14 – 68 lb. Bond/142 lb. Index

(52 – 256 g/m²)

5.5"